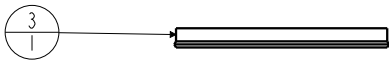
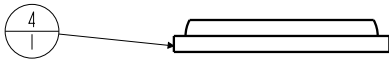
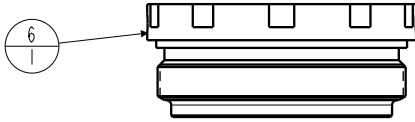


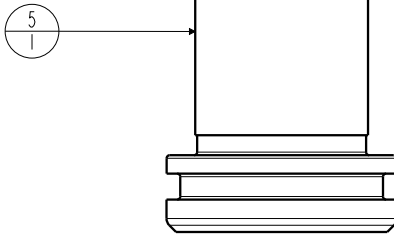
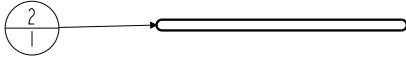
LUBRICATE ALL SEALS WITH CLEAN HYDRAULIC OIL PRIOR TO ASSEMBLY. DO NOT USE SILICONE BASED LUBRICANTS.



INSTALL LIP DOWN

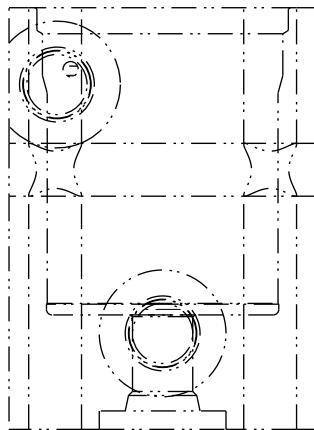
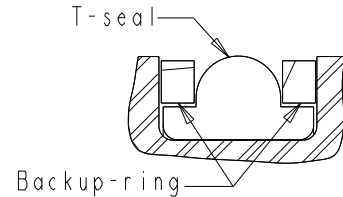
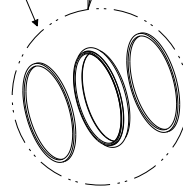


TIGHTEN TO 55 FT-LBS TORQUE  
USE VEKTEK TORQUE TOOL  
NEW STYLE TORQUE TOOL AT200151, 10 POINTED TOOL (CIRCA 2018)  
OLD STYLE TORQUE TOOL AT200150, 2 POINTED SPANNER HOLE TOOL



T-SEAL  
INSTALLATION INFO

3 piece seal  
Assemble with T-seal  
between backup rings.



BODY,  
NOT A REPLACEMENT PART



TIGHTEN TO  
84 IN-LBS  
TORQUE

No.	QTY	PART No.	DESCRIPTION	Std. Seal Kit	FKM Seal Kit
N/A	N/A	6V200214	SEAL KIT, FKM		NOTED
N/A	N/A	60200215	SEAL KIT, STANDARD	NOTED	
7	1	39H11031	SEAL,T, (1 5/16X5/32X1 1/2)	X	39V11031
6	1	82031501	GLAND, CYL, 8800 & 39.9 KN		
5	1	82011505	PISTON,CYL,8800,1 STRK		
4	1	39050020	WIPER,SNAP-IN, (1-1/8)	X	X
3	1	39011048	SEAL, LL, (1-1/8 X 1/8 X 1/8 X 1-3/8)	X	39012007
2	1	39001013	O-RING, (-029)	X	39012014
1	1	30601144	PLUG, SOCH, SAE 4		

### PARTS LIST



VEKTEK, INC.  
1334 E. SIXTH AVE. P.O. BOX 625  
EMPORIA, KS. 66801 U.S.A.

ASSEMBLIES AFFECTED

20121501  
20121501F

PARTS LIST, ASSY,CYL,BB,8800,1 STRK,DA

SIZE  
A

PL2064

REV  
H

SHEET 1 OF 1

H	5499	RELEASE	NPETERS	9/23/24
REV	IN ACCORDANCE WITH ECN	EFFECTIVE DATE	REVISED BY	DATE
DRW BY:	JACOB	<b>DRAWING STATUS: Released</b>		
DATE:	08/06/90	PRODUCTION APPROVED FOR RELEASED STATUS ONLY		

FORM FEG035\_PL\_ASIZE, REV. B